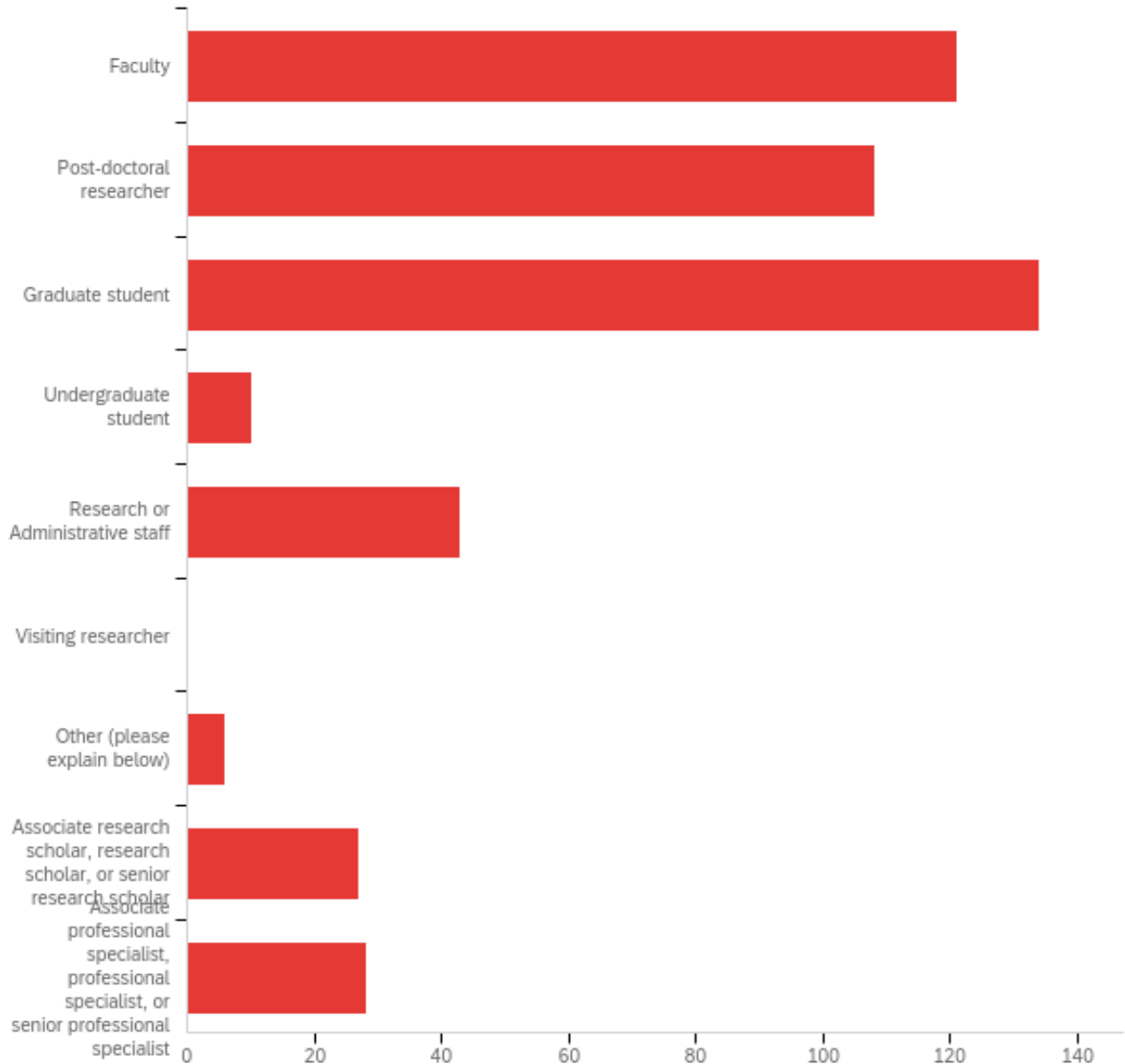


COVID-19 Resumption of Research Survey

February 2021

Summary Report

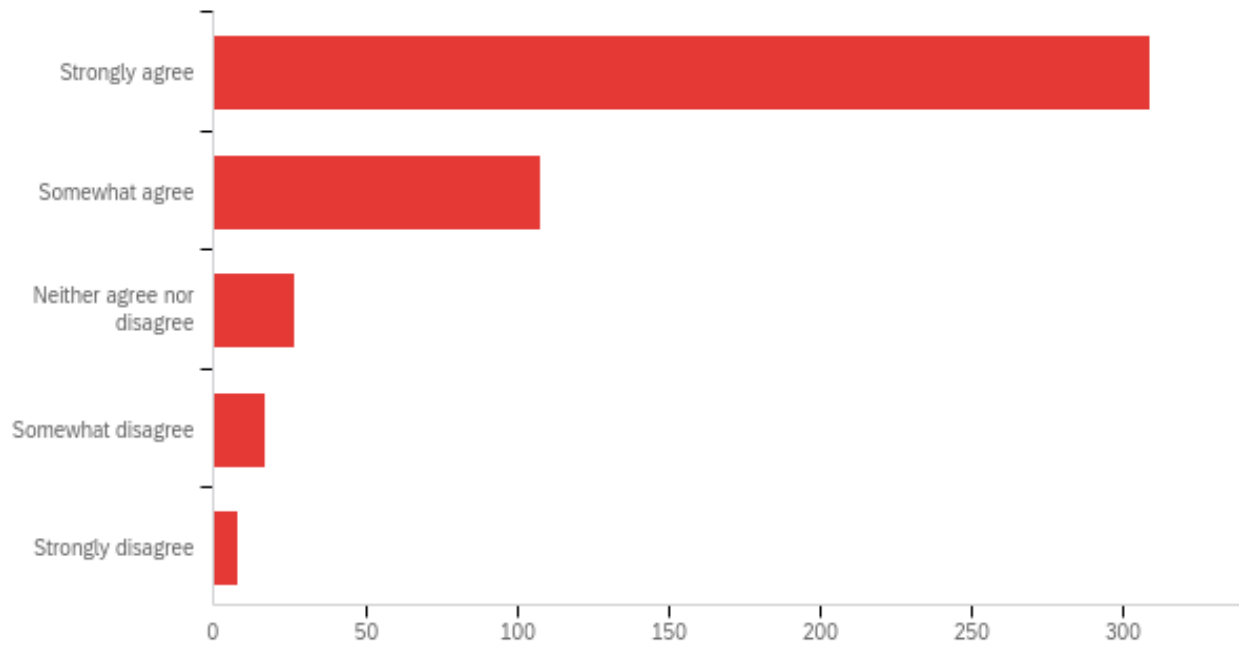
S1Q1 - What type of position, or affiliation, do you have with your department?



Summary Report: COVID Resumption February 2021

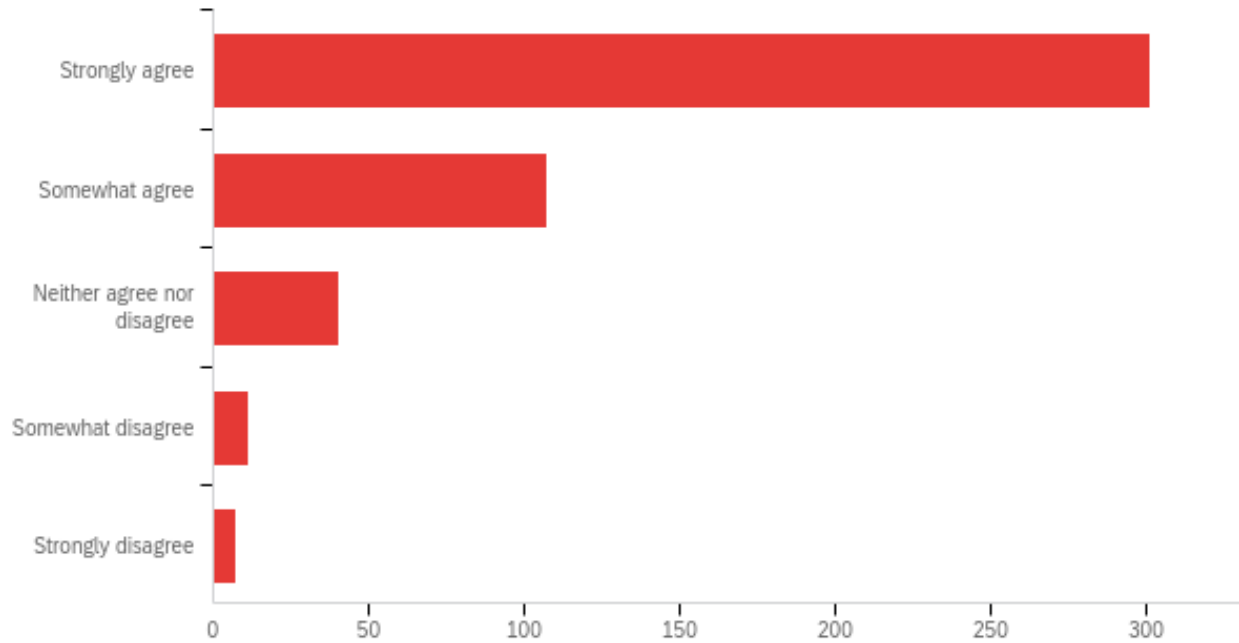
#	Answer	%
1	Faculty	25%
2	Post-doctoral researcher	23%
3	Graduate student	28%
4	Undergraduate student	2%
5	Research or Administrative staff	9%
6	Visiting researcher	0%
7	Other (please explain below)	1%
8	Associate research scholar, research scholar, or senior research scholar	6%
9	Associate professional specialist, professional specialist, or senior professional specialist	6%
	Total	100%

**S1Q2 - Please indicate your level of agreement with the following statement.
Princeton is taking appropriate steps to protect the health and safety of its graduate students and post-doctoral researchers.**



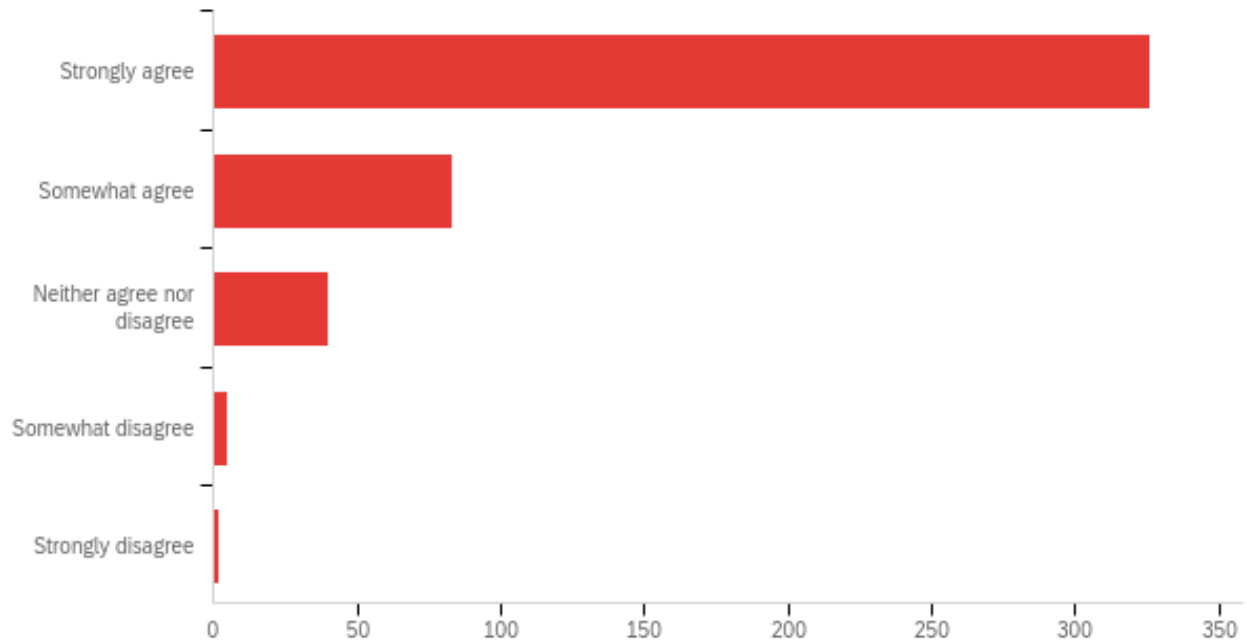
#	Answer	%
14	Strongly agree	66%
15	Somewhat agree	23%
16	Neither agree nor disagree	6%
17	Somewhat disagree	4%
18	Strongly disagree	2%
	Total	100%

**S1Q3 - Please indicate your level of agreement with the following statement.
Princeton is taking appropriate steps to protect the health and safety of its research support staff and other researchers.**



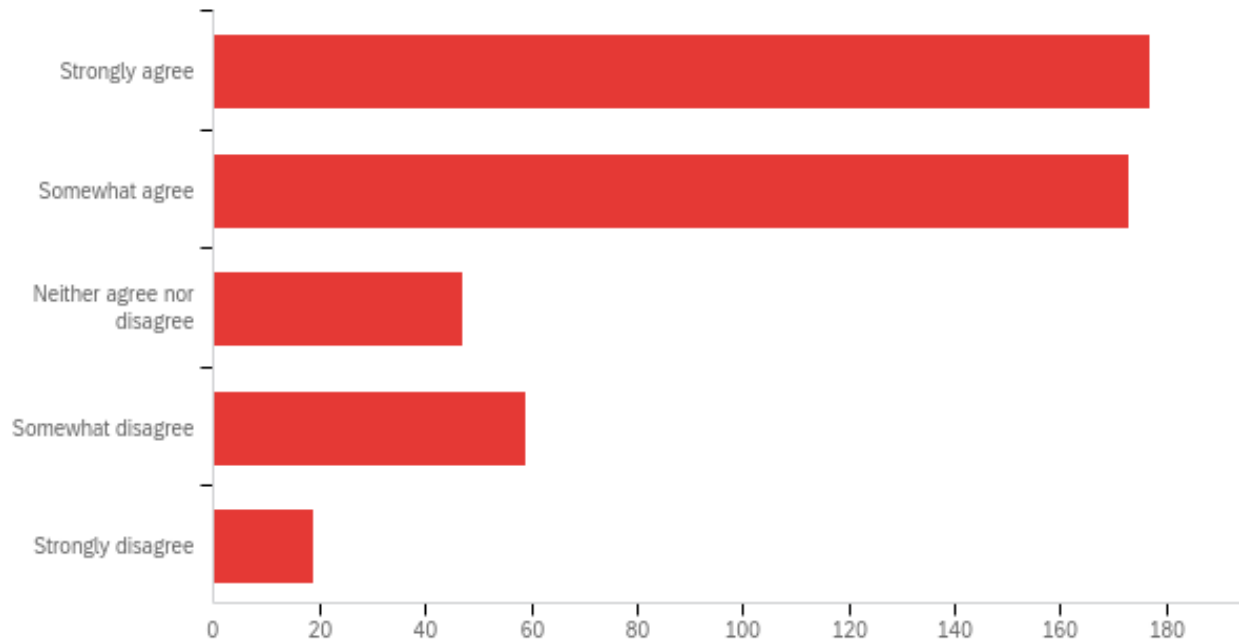
#	Answer	%
14	Strongly agree	65%
15	Somewhat agree	23%
16	Neither agree nor disagree	9%
17	Somewhat disagree	2%
18	Strongly disagree	2%
	Total	100%

**S1Q4 - Please indicate your level of agreement with the following statement.
Princeton is taking appropriate steps to protect the health and safety of its faculty.**



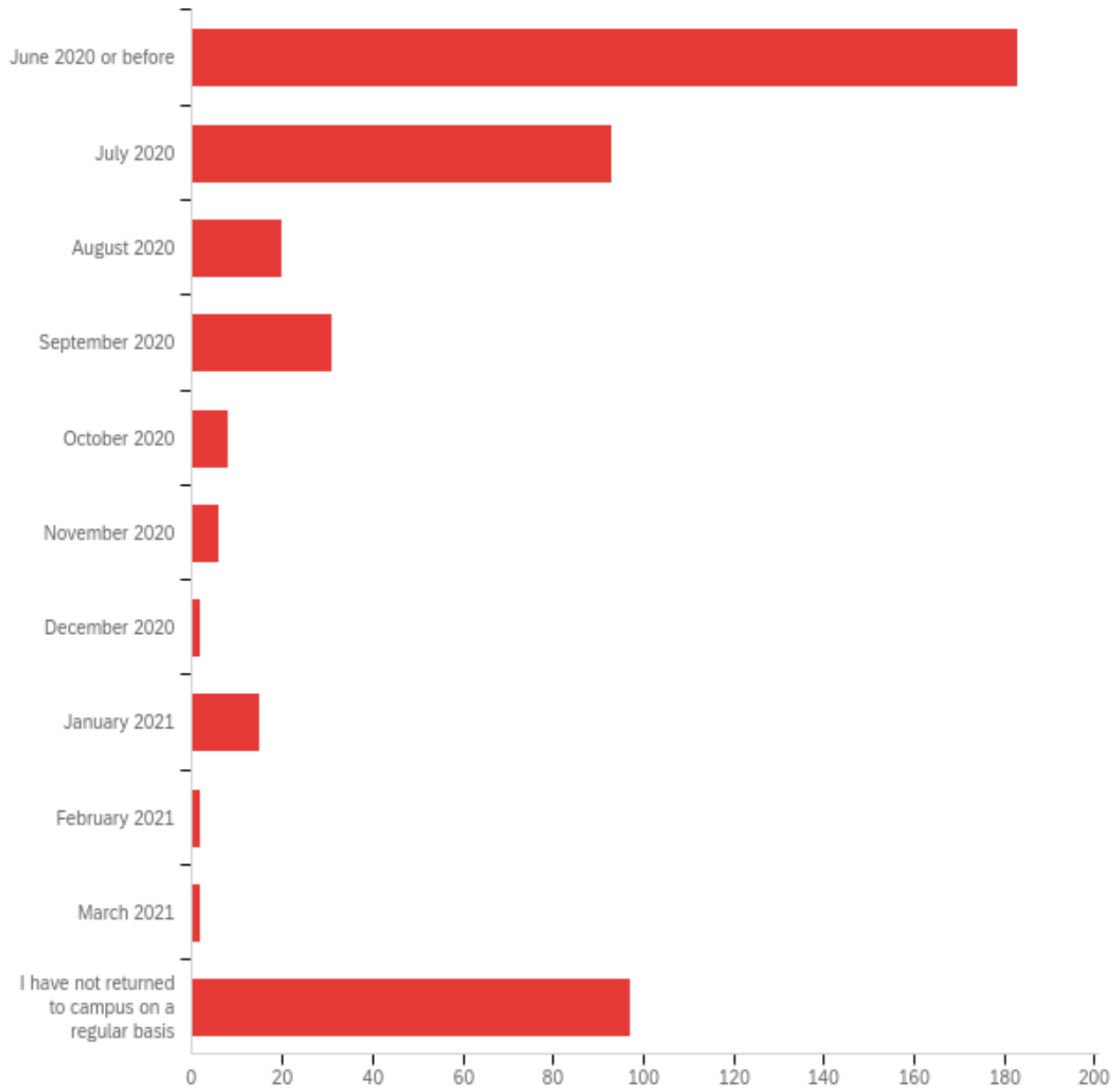
#	Answer	%
14	Strongly agree	71%
15	Somewhat agree	18%
16	Neither agree nor disagree	9%
17	Somewhat disagree	1%
18	Strongly disagree	0%
	Total	100%

**S1Q5 - Please indicate your level of agreement with the following statement.
Overall, I have been able to navigate the work/life challenge during this time.**



#	Answer	%
14	Strongly agree	37%
15	Somewhat agree	36%
16	Neither agree nor disagree	10%
17	Somewhat disagree	12%
18	Strongly disagree	4%
	Total	100%

S2Q1 - During what month did you return to campus for your research or work on a regular basis (e.g., more than sporadic access to pick up or drop off materials)?

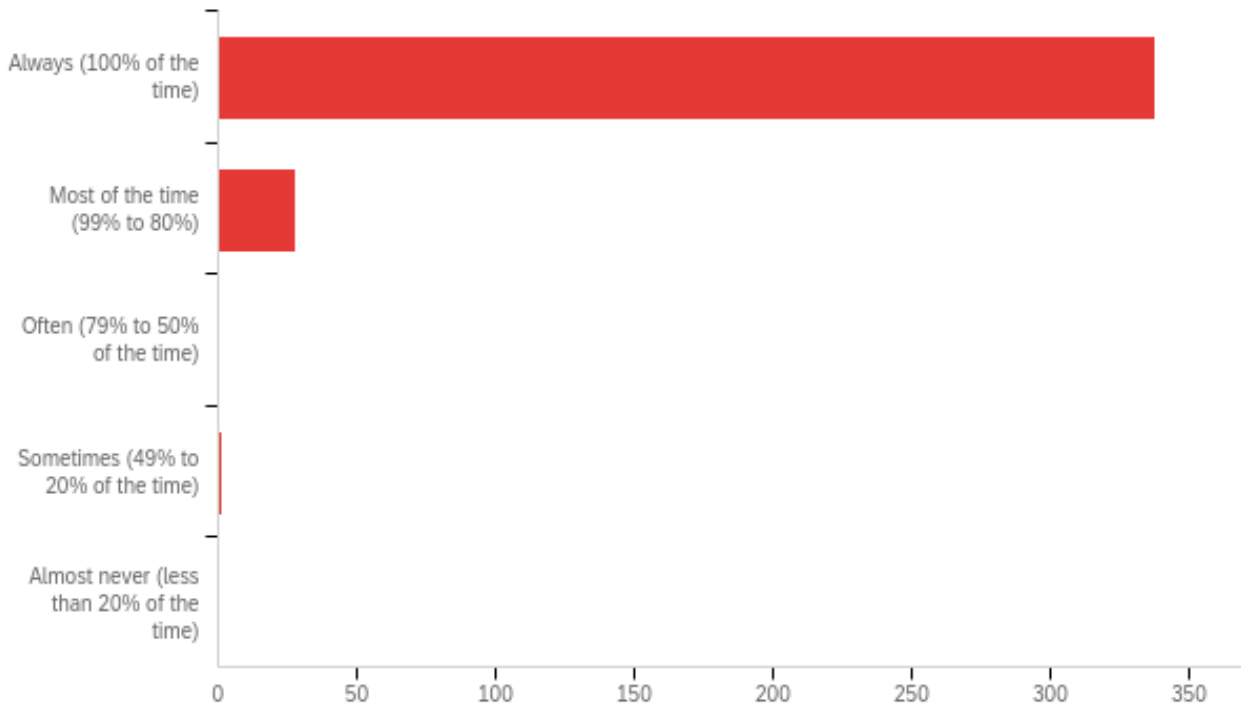


Summary Report: COVID Resumption February 2021

#	Answer	%
1	June 2020 or before	40%
2	July 2020	20%
3	August 2020	4%
4	September 2020	7%
5	October 2020	2%
6	November 2020	1%
7	December 2020	0%
8	January 2021	3%
9	February 2021	0%
10	March 2021	0%
11	I have not returned to campus on a regular basis	21%
	Total	100%

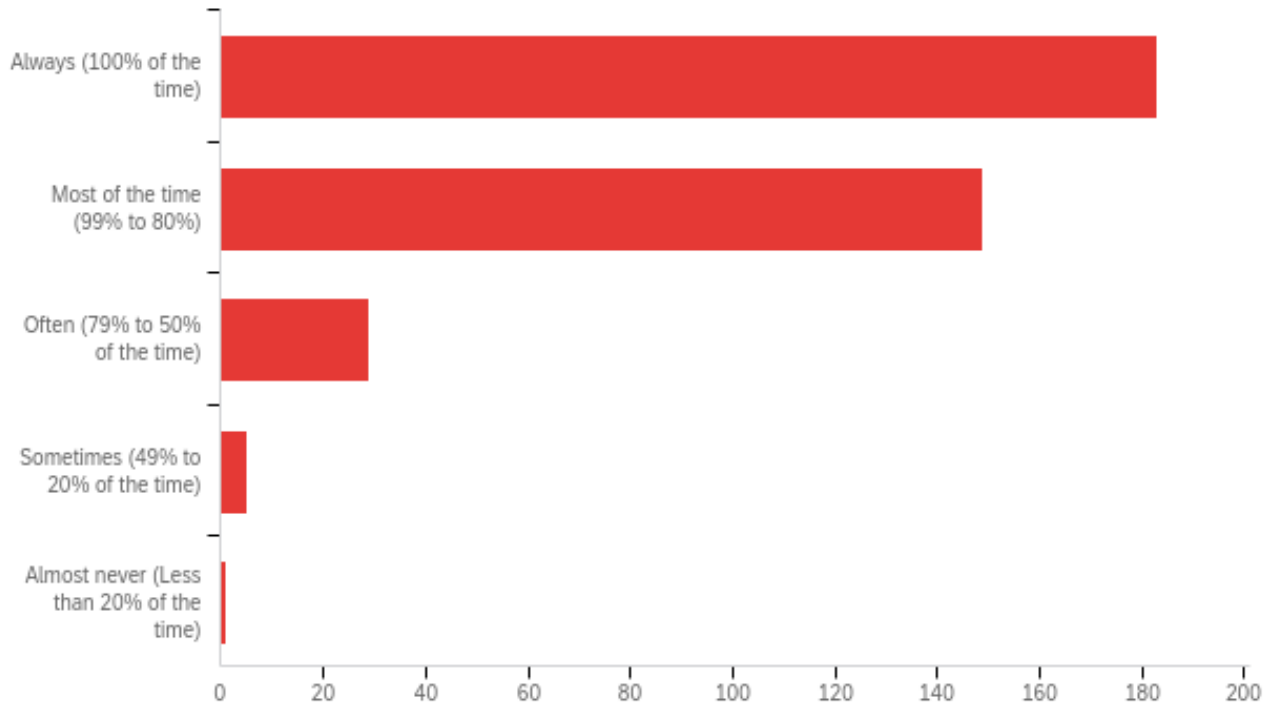
The following questions were displayed to those who indicated they have returned to campus.

S3Q1 - During the last two months, how have you been adhering to the University’s guidelines on wearing face coverings while inside campus buildings (unless in a room by yourself)?



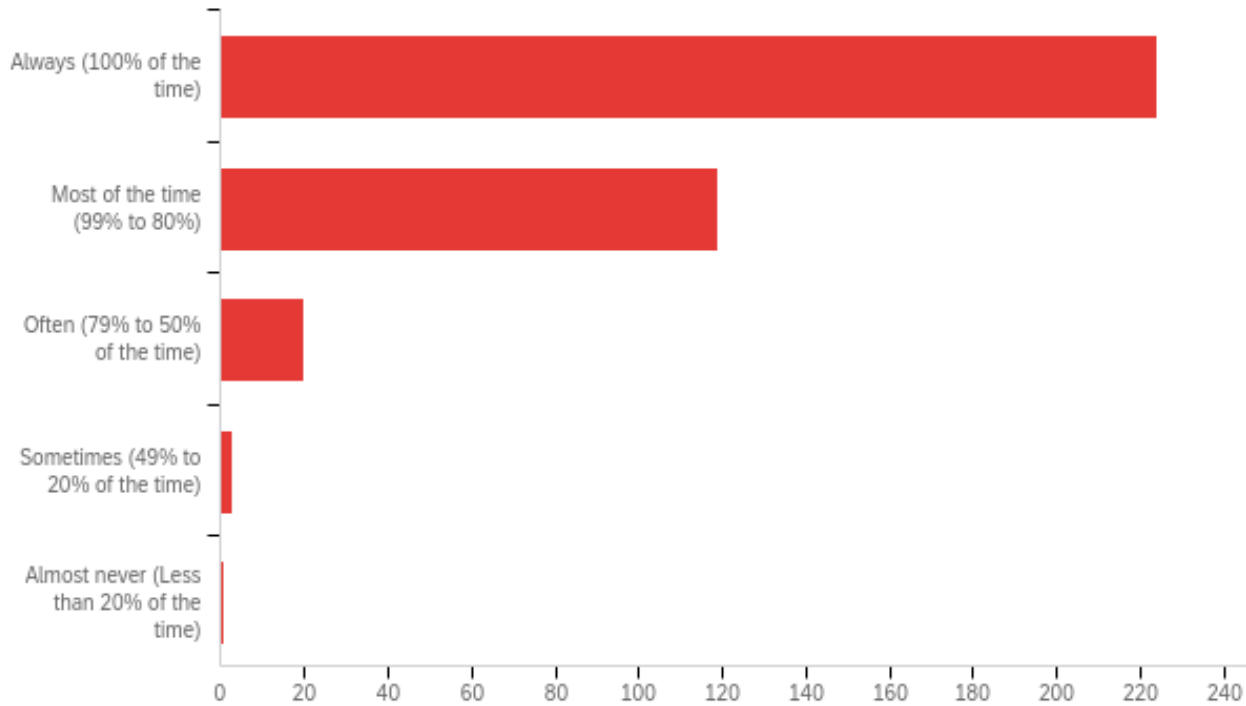
#	Answer	%
1	Always (100% of the time)	92%
2	Most of the time (99% to 80%)	8%
3	Often (79% to 50% of the time)	0%
4	Sometimes (49% to 20% of the time)	0%
5	Almost never (less than 20% of the time)	0%
	Total	100%

S3Q2 - During the last two months, how have you been adhering to the University’s guidelines on maintaining 6 feet distance apart from others (except for momentary proximity or approved close contact operations)?



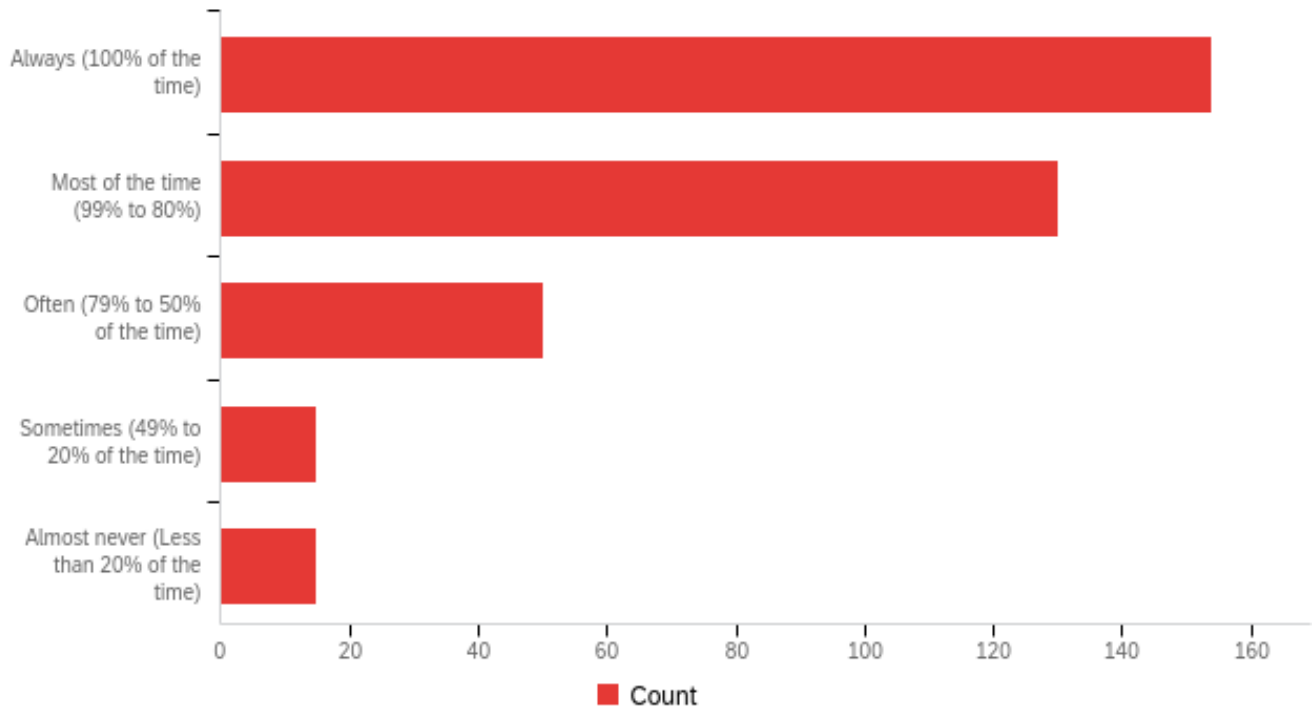
#	Answer	%
1	Always (100% of the time)	50%
2	Most of the time (99% to 80%)	41%
3	Often (79% to 50% of the time)	8%
4	Sometimes (49% to 20% of the time)	1%
5	Almost never (Less than 20% of the time)	0%
	Total	100%

S3Q3 - During the last two months, how have you been adhering to the University’s guidelines on ensuring occupancy in labs and other workspaces does not exceed the posted maximum?



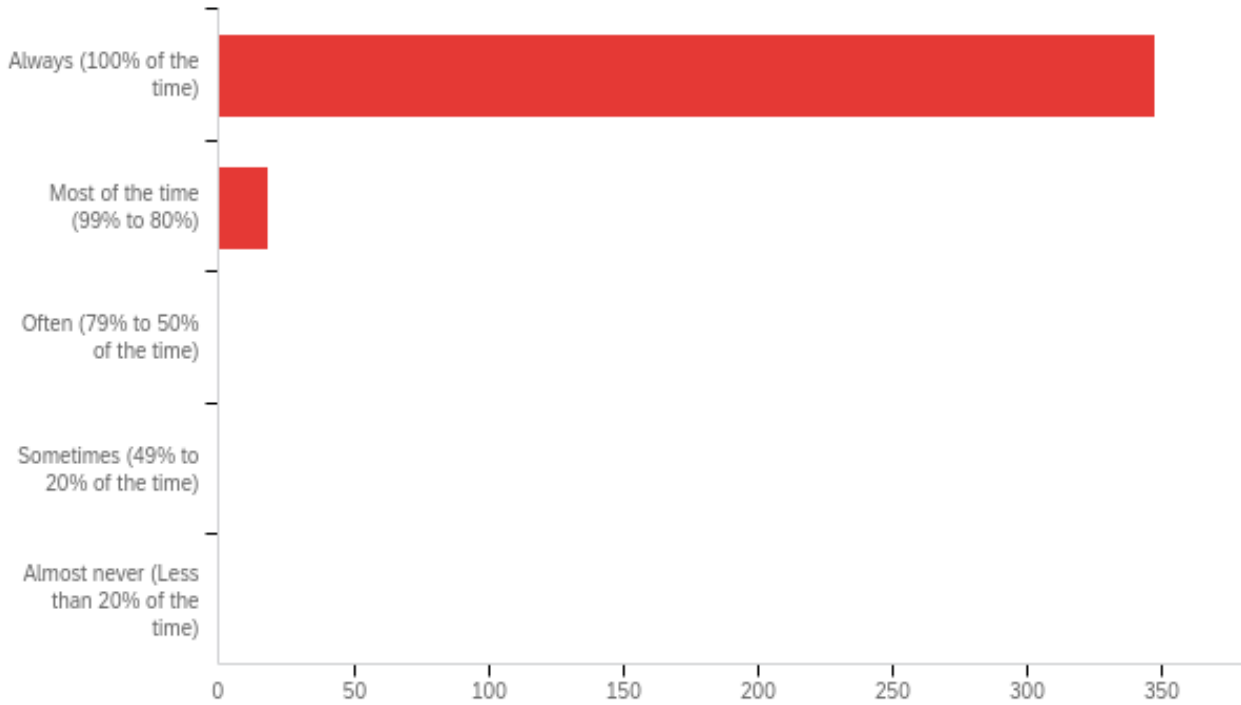
#	Answer	%
1	Always (100% of the time)	61%
2	Most of the time (99% to 80%)	32%
3	Often (79% to 50% of the time)	5%
4	Sometimes (49% to 20% of the time)	1%
5	Almost never (Less than 20% of the time)	0%
	Total	100%

S3Q4 - During the last two months, how have you been adhering to the University’s guidelines on routine cleaning and sanitizing procedures?



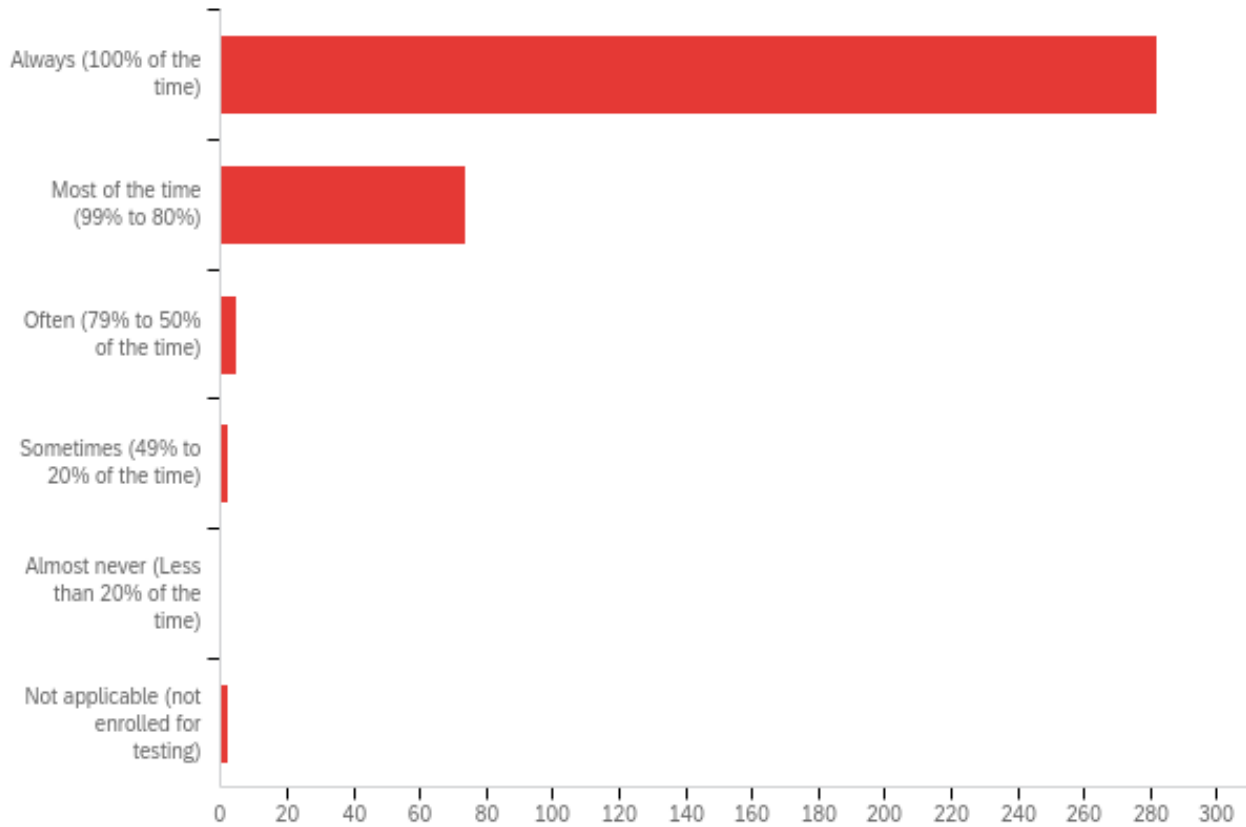
#	Answer	%
1	Always (100% of the time)	42%
2	Most of the time (99% to 80%)	36%
3	Often (79% to 50% of the time)	14%
4	Sometimes (49% to 20% of the time)	4%
5	Almost never (Less than 20% of the time)	4%
	Total	100%

S3Q5 - During the last two months, how have you been adhering to the University’s guidelines on coming to campus only when you are feeling well?



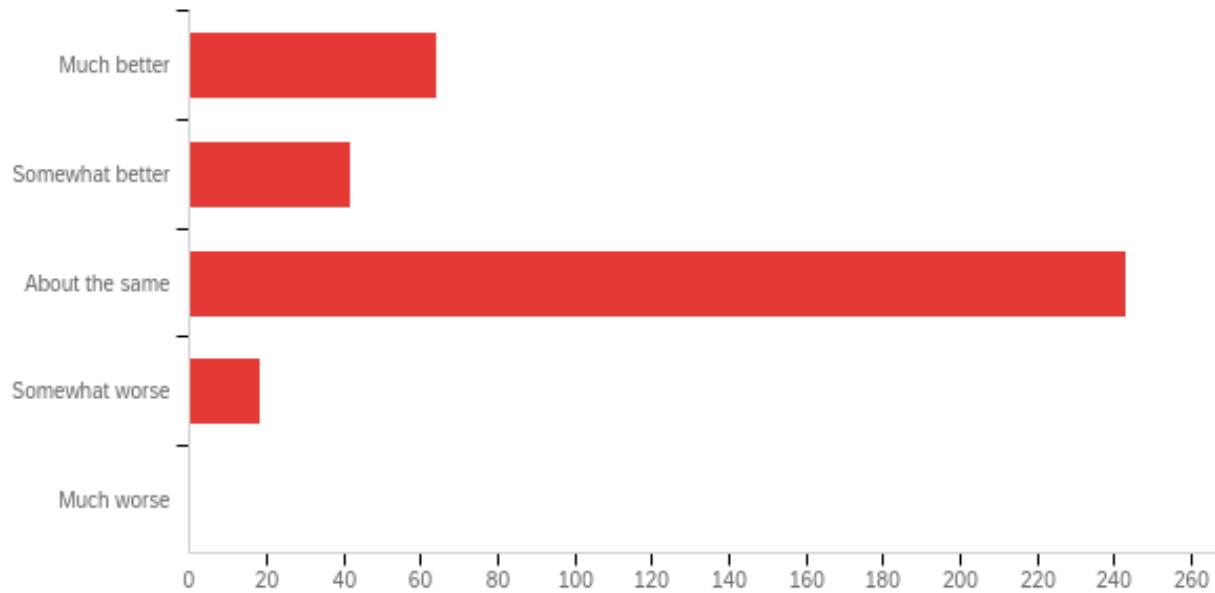
#	Answer	%
1	Always (100% of the time)	95%
2	Most of the time (99% to 80%)	5%
3	Often (79% to 50% of the time)	0%
4	Sometimes (49% to 20% of the time)	0%
5	Almost never (Less than 20% of the time)	0%
	Total	100%

S3Q6 - During the last two months, how regularly have you been participating in the University’s asymptomatic testing program during the weeks you have been on campus and required to be tested?



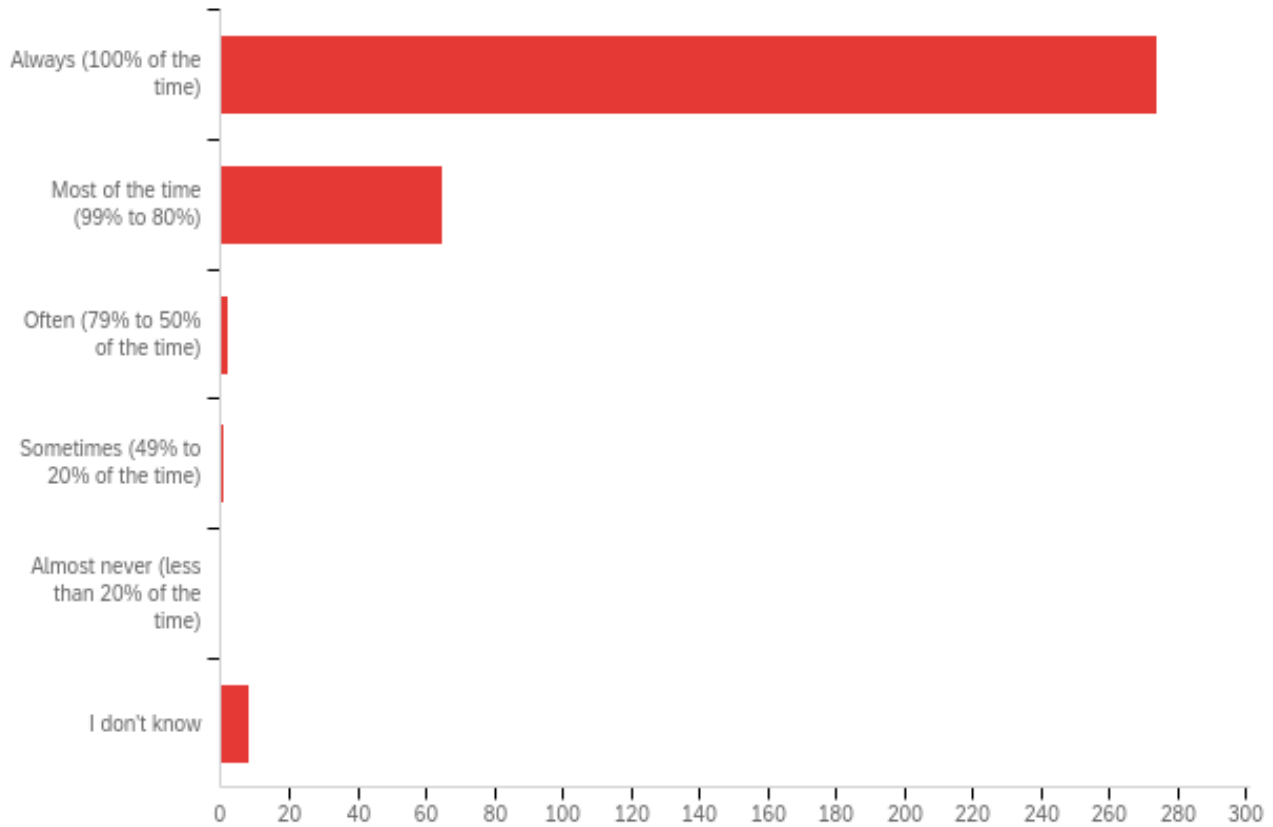
#	Answer	%
1	Always (100% of the time)	77%
2	Most of the time (99% to 80%)	20%
3	Often (79% to 50% of the time)	1%
4	Sometimes (49% to 20% of the time)	1%
5	Almost never (Less than 20% of the time)	0%
6	Not applicable (not enrolled for testing)	1%
	Total	100%

S3Q13 - Compared to when you first returned to campus, how is your compliance with the University guidelines for safety and hygiene overall?



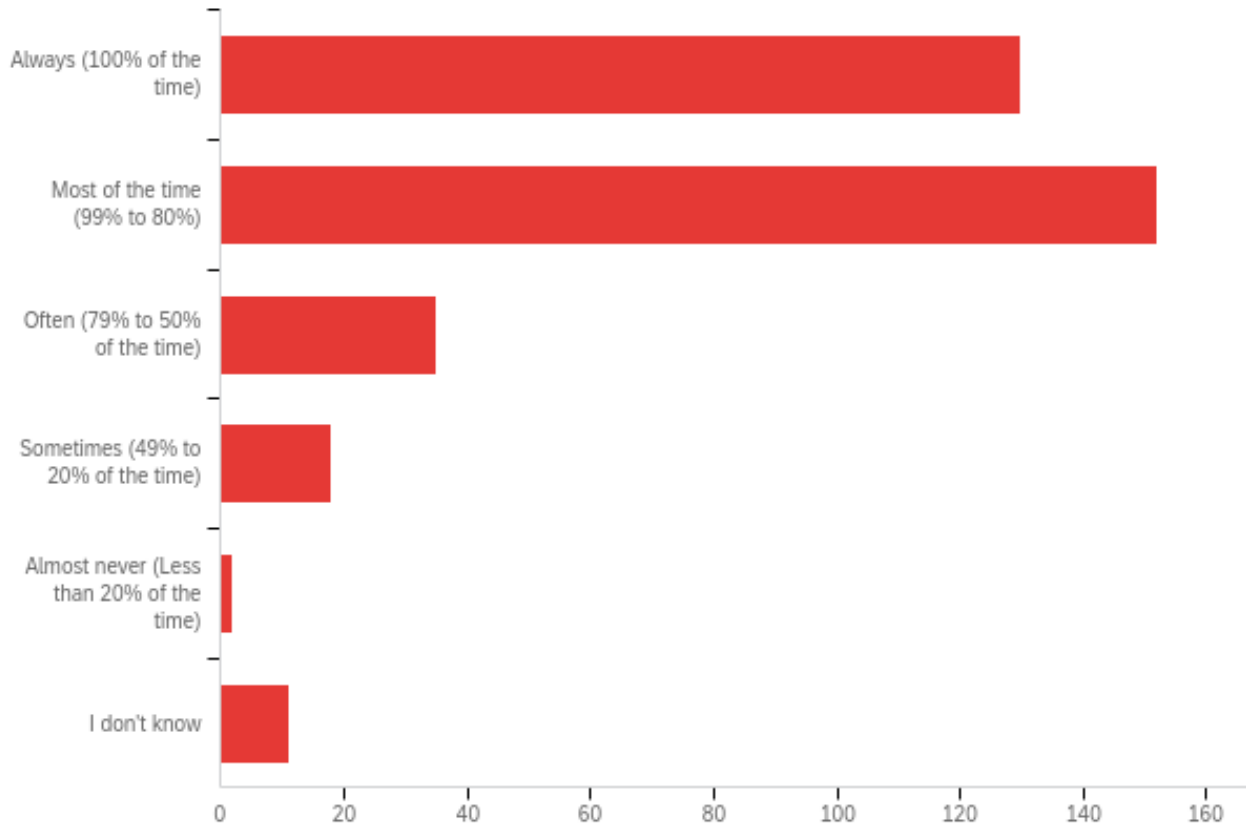
#	Answer	%
1	Much better	17%
2	Somewhat better	11%
3	About the same	66%
4	Somewhat worse	5%
5	Much worse	0%
	Total	100%

S4Q1 - During the last two months, how have your lab group members been adhering to the University’s guidelines on wearing face coverings while inside campus buildings?



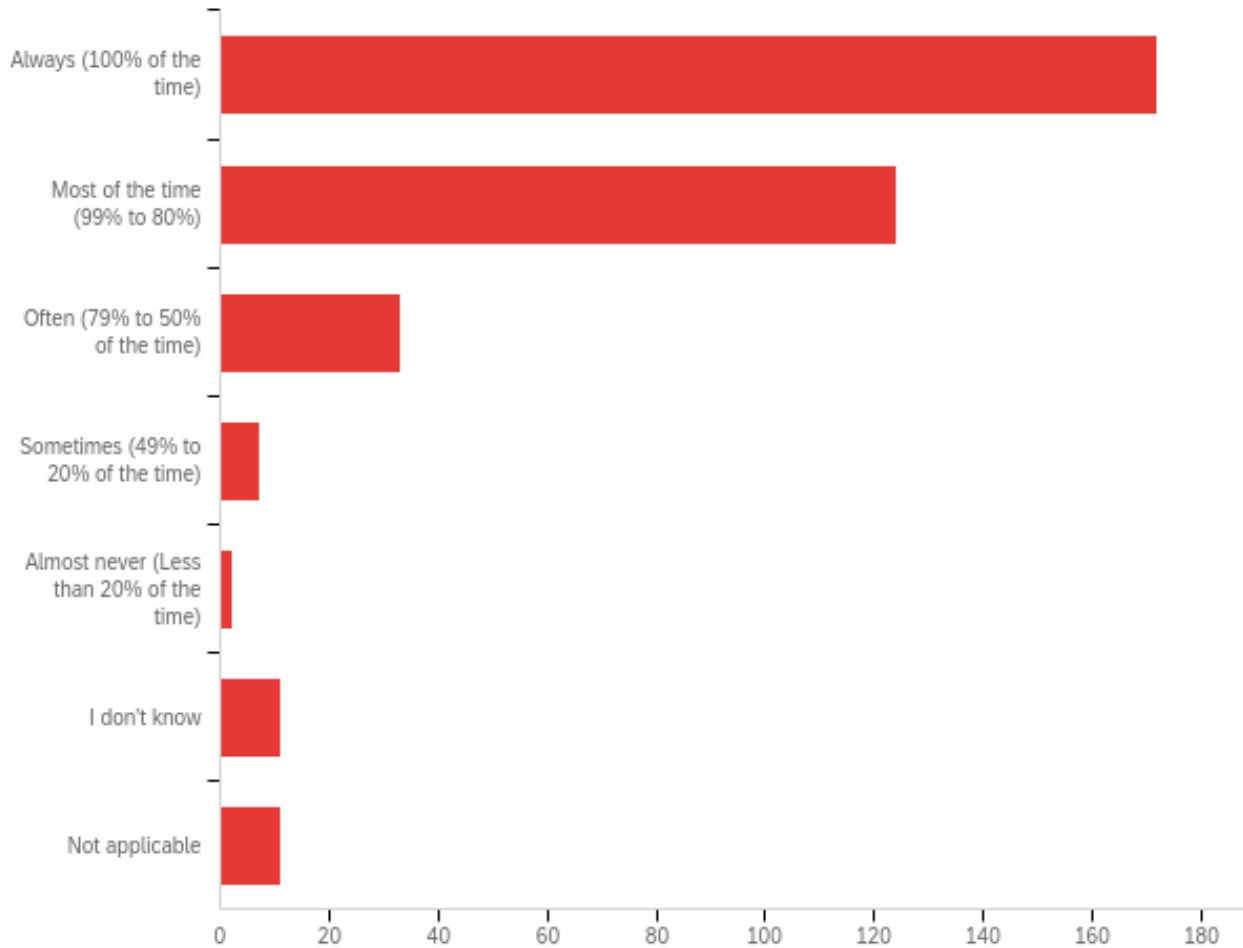
#	Answer	%
1	Always (100% of the time)	78%
2	Most of the time (99% to 80%)	19%
3	Often (79% to 50% of the time)	1%
4	Sometimes (49% to 20% of the time)	0%
5	Almost never (less than 20% of the time)	0%
6	I don't know	2%
	Total	100%

S4Q2 - During the last two months, how have your lab group members been adhering to the University’s guidelines on maintaining 6 feet distance apart from others (except for momentary proximity or approved closed contact operations)?



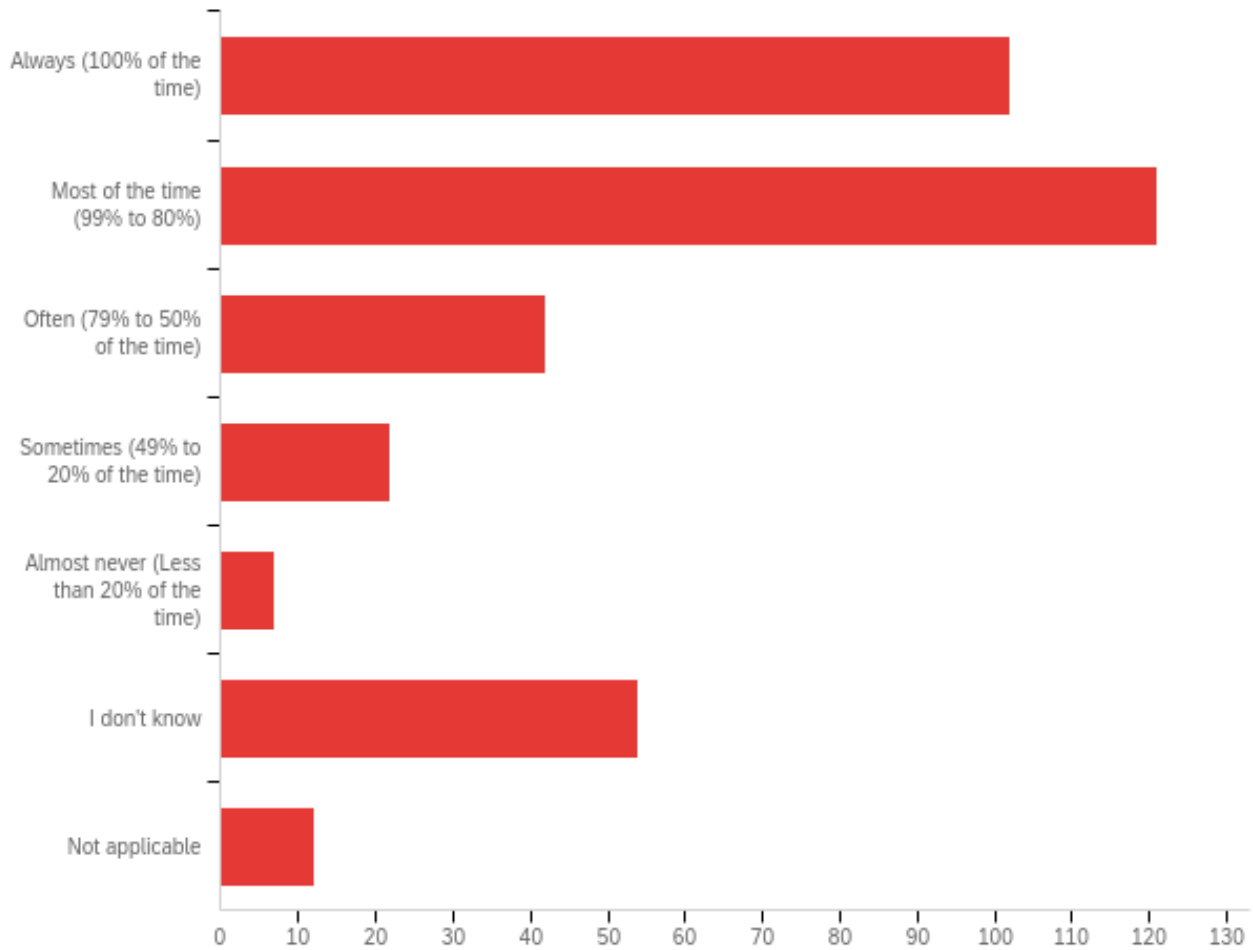
#	Answer	%
1	Always (100% of the time)	37%
2	Most of the time (99% to 80%)	44%
3	Often (79% to 50% of the time)	10%
4	Sometimes (49% to 20% of the time)	5%
5	Almost never (Less than 20% of the time)	1%
6	I don't know	3%
	Total	100%

S4Q3 - During the last two months, how have your lab group members been adhering to the University’s guidelines on ensuring that occupancy in labs and other workspace does not exceed the posted maximum?



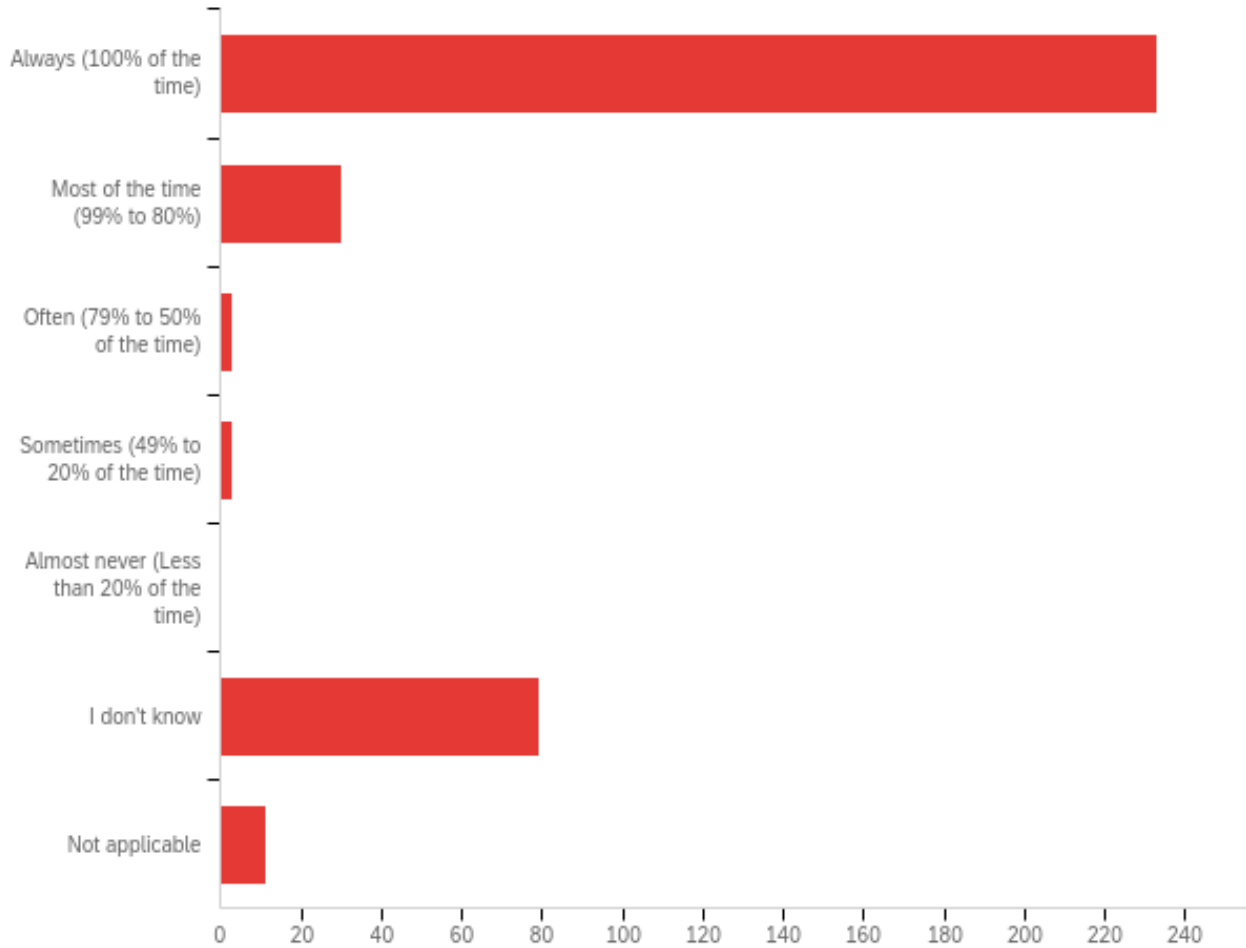
#	Answer	%
1	Always (100% of the time)	48%
2	Most of the time (99% to 80%)	34%
3	Often (79% to 50% of the time)	9%
4	Sometimes (49% to 20% of the time)	2%
5	Almost never (Less than 20% of the time)	1%
6	I don't know	3%
7	Not applicable	3%
	Total	100%

S4Q4 - During the last two months, how have your lab group members been adhering to the University’s guidelines on routine cleaning and sanitizing procedures?



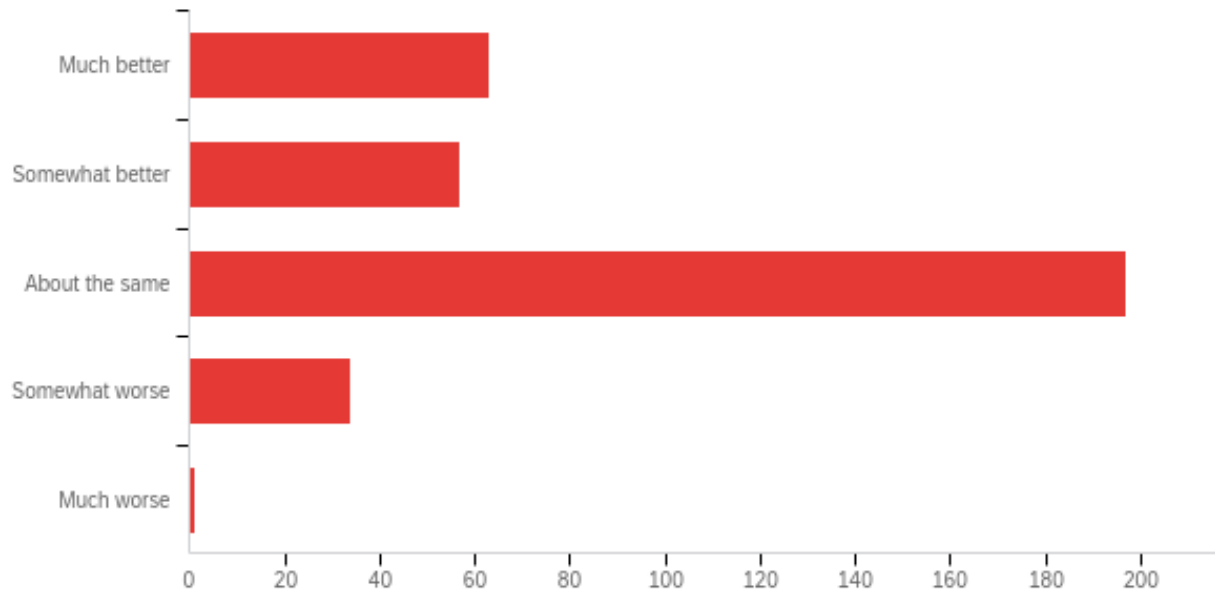
#	Answer	%
1	Always (100% of the time)	28%
2	Most of the time (99% to 80%)	34%
3	Often (79% to 50% of the time)	12%
4	Sometimes (49% to 20% of the time)	6%
5	Almost never (Less than 20% of the time)	2%
6	I don't know	15%
7	Not applicable	3%
	Total	100%

S4Q5 - During the last two months, how have your lab group members been adhering to the University's guidelines on coming to campus only when they are feeling well?



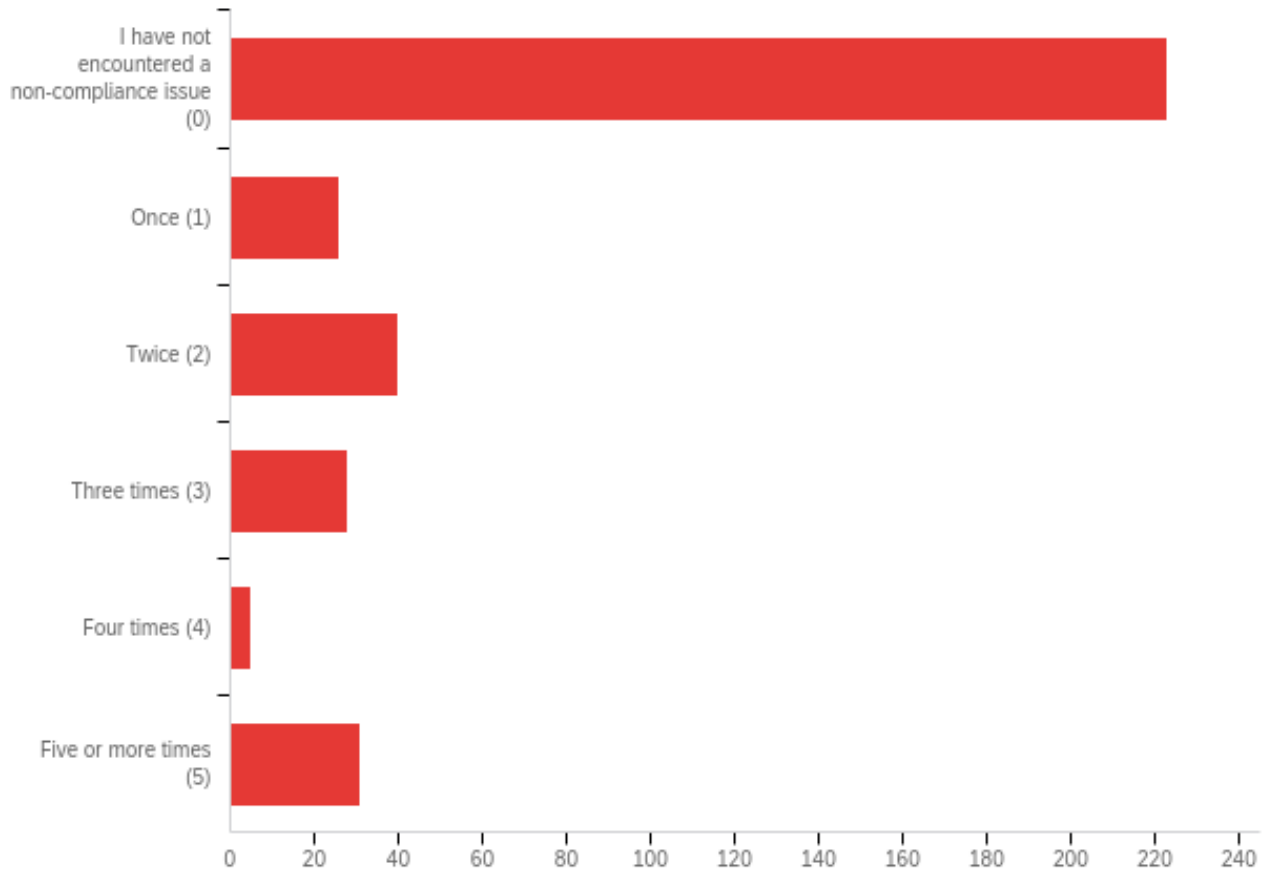
#	Answer	%
1	Always (100% of the time)	65%
2	Most of the time (99% to 80%)	8%
3	Often (79% to 50% of the time)	1%
4	Sometimes (49% to 20% of the time)	1%
5	Almost never (Less than 20% of the time)	0%
6	I don't know	22%
7	Not applicable	3%
	Total	100%

S4Q6 - Compared to when you first returned to campus, how have your lab group members been adhering to the University guidelines for safety and hygiene overall?



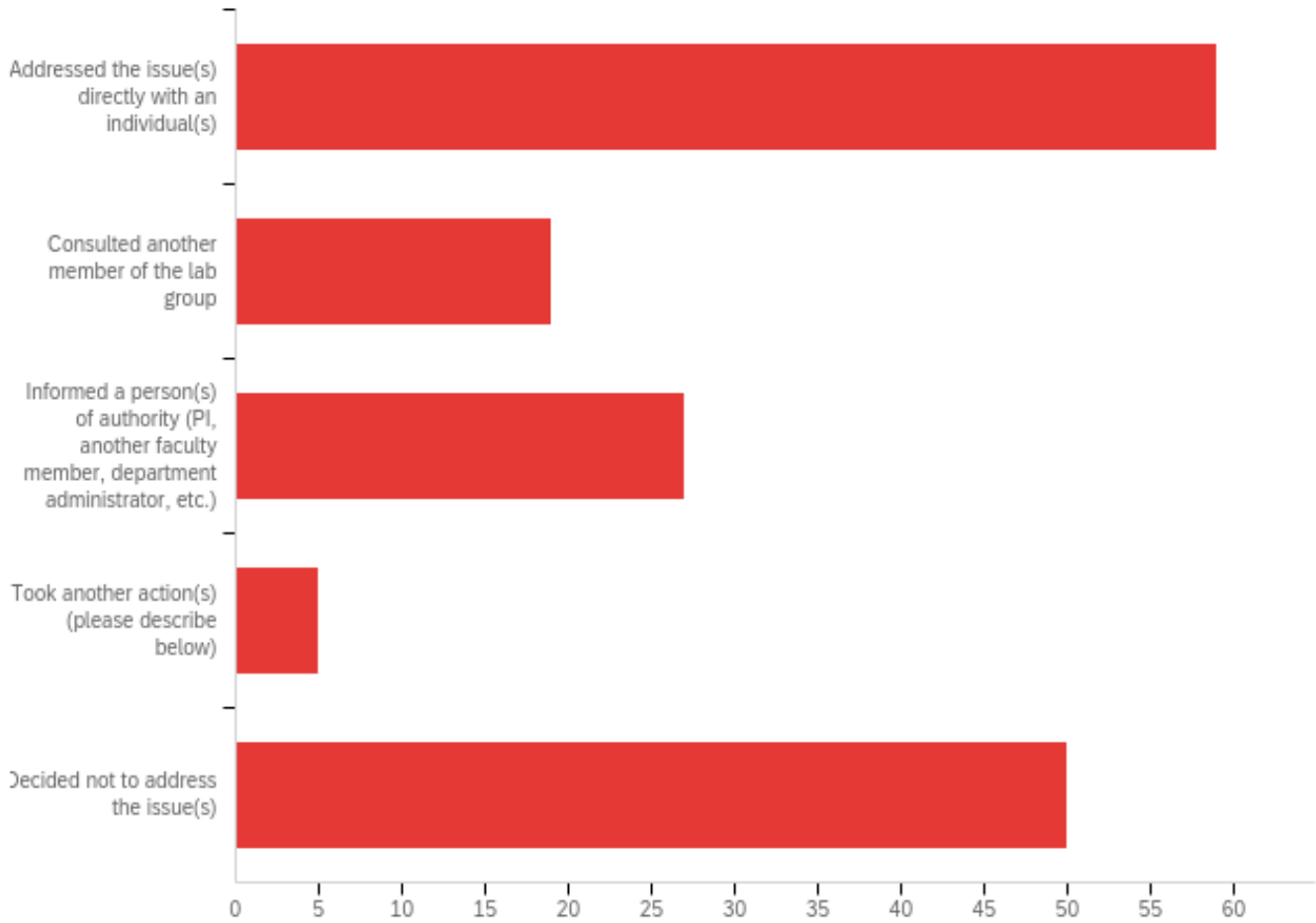
#	Answer	%
1	Much better	18%
2	Somewhat better	16%
3	About the same	56%
4	Somewhat worse	10%
5	Much worse	0%
	Total	100%

S5Q1 - During the last two months, how many times have you encountered situations involving non-compliance of others with respect to the University guidelines mentioned in the previous questions?



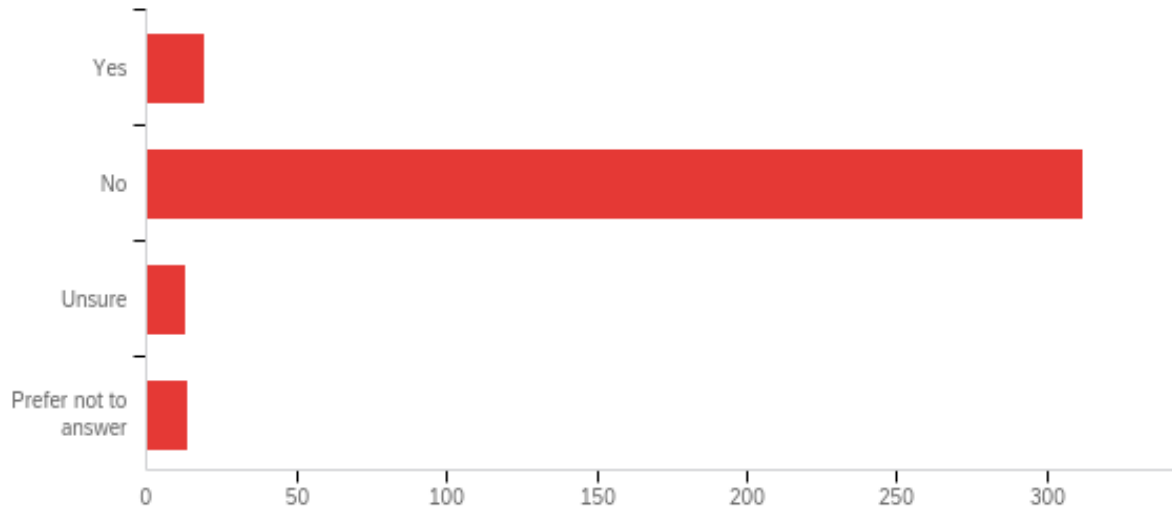
#	Answer	%
0	I have not encountered a non-compliance issue (0)	63%
1	Once (1)	7%
2	Twice (2)	11%
3	Three times (3)	8%
4	Four times (4)	1%
5	Five or more times (5)	9%
	Total	100%

S5Q2 - When you've encountered non-compliance with the University guidelines mentioned in the previous questions, what steps have you taken (mark all that apply)?



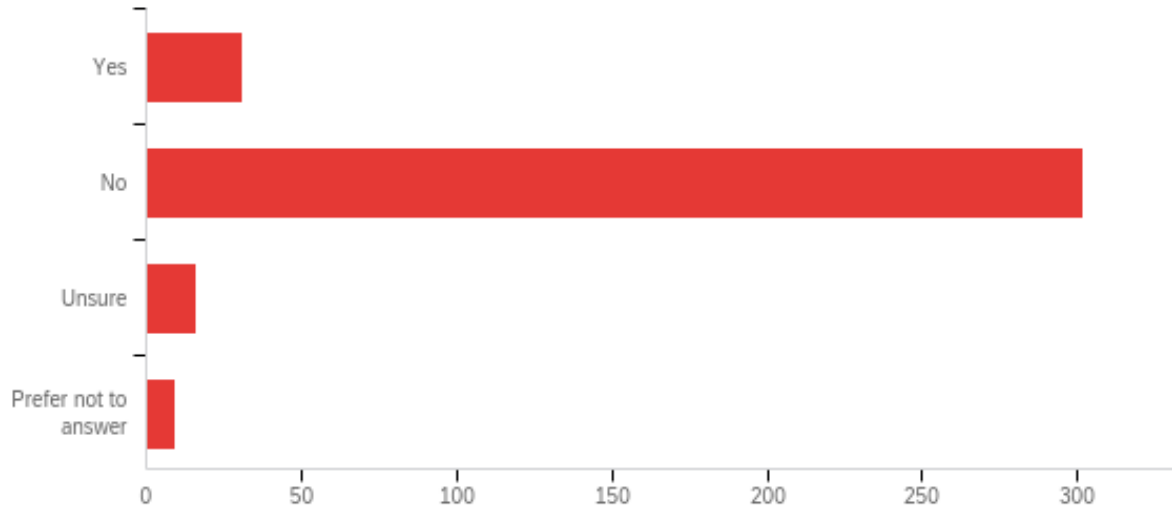
#	Answer	%
1	Addressed the issue(s) directly with an individual(s)	37%
2	Consulted another member of the lab group	12%
3	Informed a person(s) of authority (PI, another faculty member, department administrator, etc.)	17%
4	Took another action(s) (please describe below)	3%
5	Decided not to address the issue(s)	31%
	Total	100%

S6Q1 - Have you felt pressured into doing any lab-based research activity that you were not comfortable with or that you felt did not adhere to the University's guidelines for the safe conduct of research?



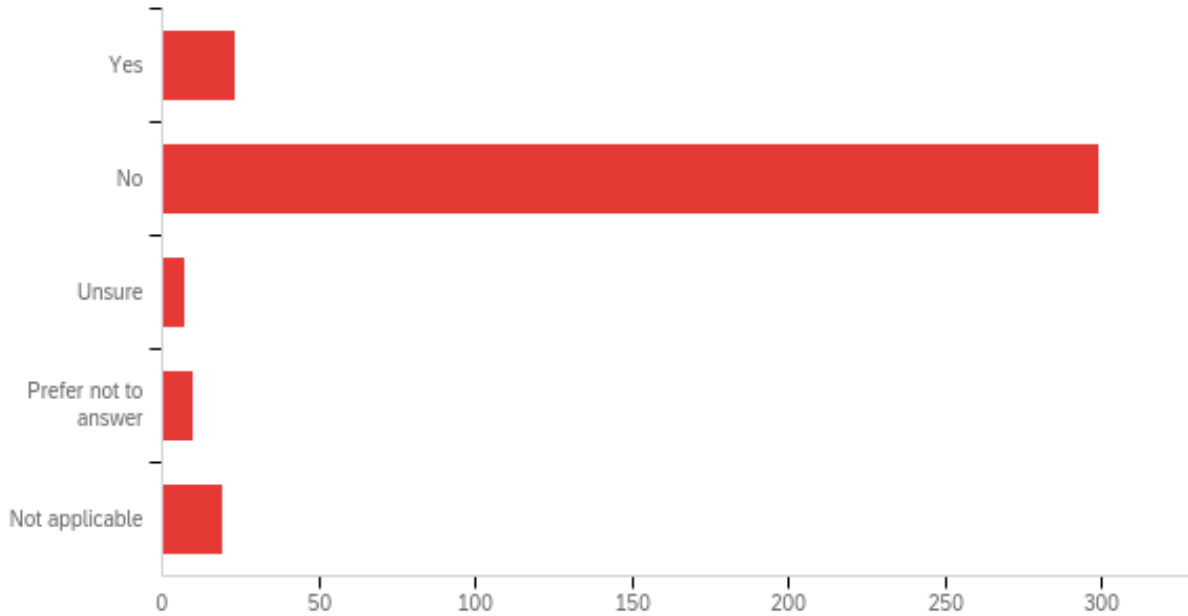
#	Answer	%
1	Yes	5%
2	No	87%
3	Unsure	4%
4	Prefer not to answer	4%
	Total	100%

S6Q2 - Have you felt pressured to return to work on campus (lab or other workspaces) despite raising concerns about your own health/safety?



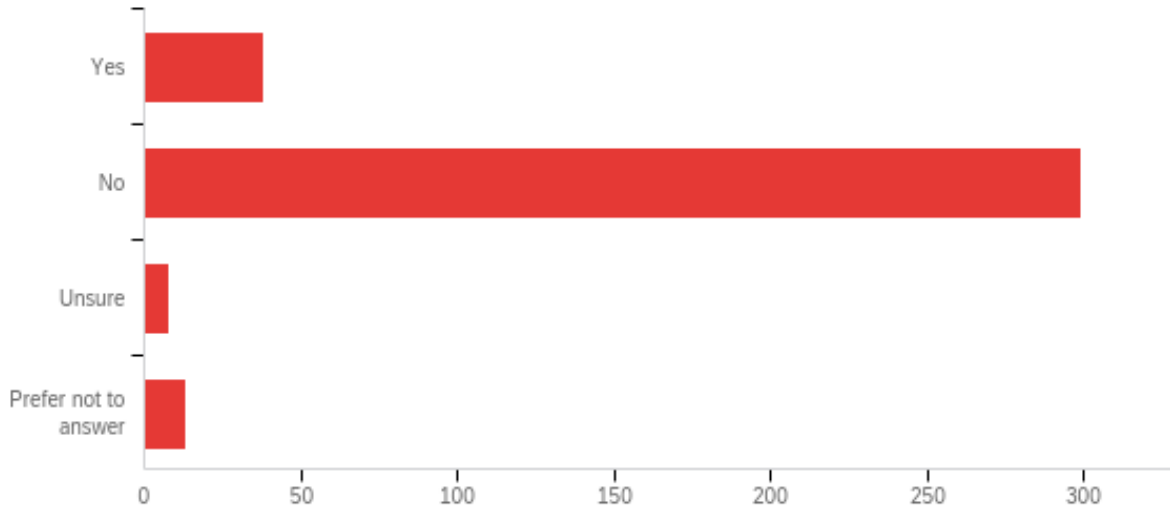
#	Answer	%
1	Yes	9%
2	No	84%
3	Unsure	4%
4	Prefer not to answer	3%
	Total	100%

S6Q3 - Have you felt pressured to participate in multi-person procedures where you were not able to implement adequate safety protections?



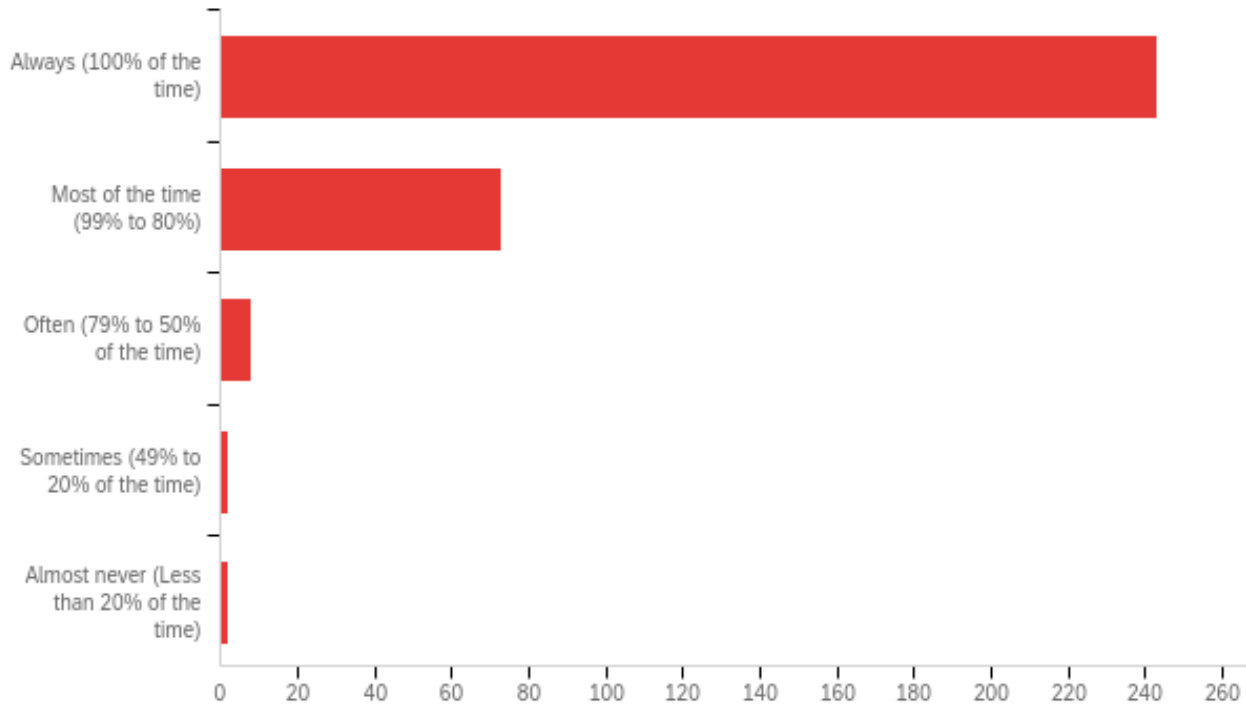
#	Answer	%
1	Yes	6%
2	No	84%
3	Unsure	2%
4	Prefer not to answer	3%
5	Not applicable	5%
	Total	100%

S6Q4 - Have you felt pressured to work a schedule that you are not comfortable with?



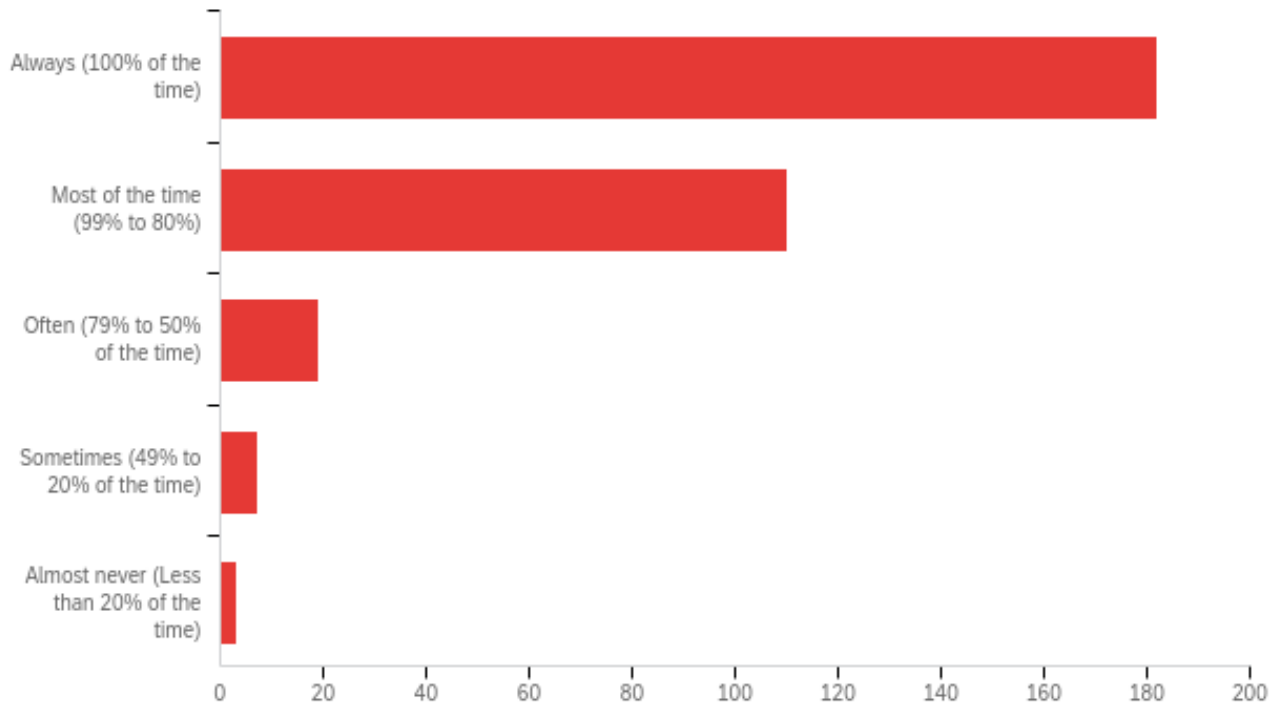
#	Answer	%
1	Yes	11%
2	No	84%
3	Unsure	2%
4	Prefer not to answer	4%
	Total	100%

S7Q1 - Are you adhering to the access or work schedule laid out for your group?



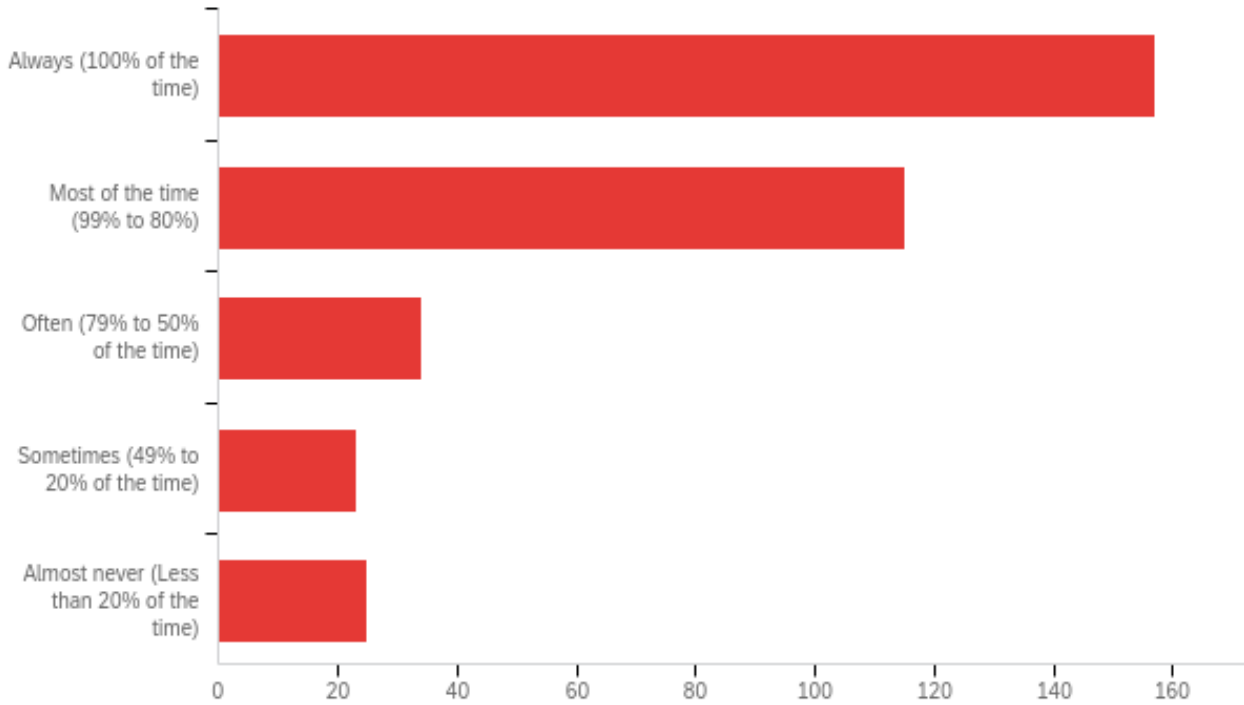
#	Answer	%
1	Always (100% of the time)	74%
2	Most of the time (99% to 80%)	22%
3	Often (79% to 50% of the time)	2%
4	Sometimes (49% to 20% of the time)	1%
5	Almost never (Less than 20% of the time)	1%
	Total	100%

S7Q2 - Are your lab members adhering to the access or work schedule laid out for your group?



#	Answer	%
1	Always (100% of the time)	57%
2	Most of the time (99% to 80%)	34%
3	Often (79% to 50% of the time)	6%
4	Sometimes (49% to 20% of the time)	2%
5	Almost never (Less than 20% of the time)	1%
	Total	100%

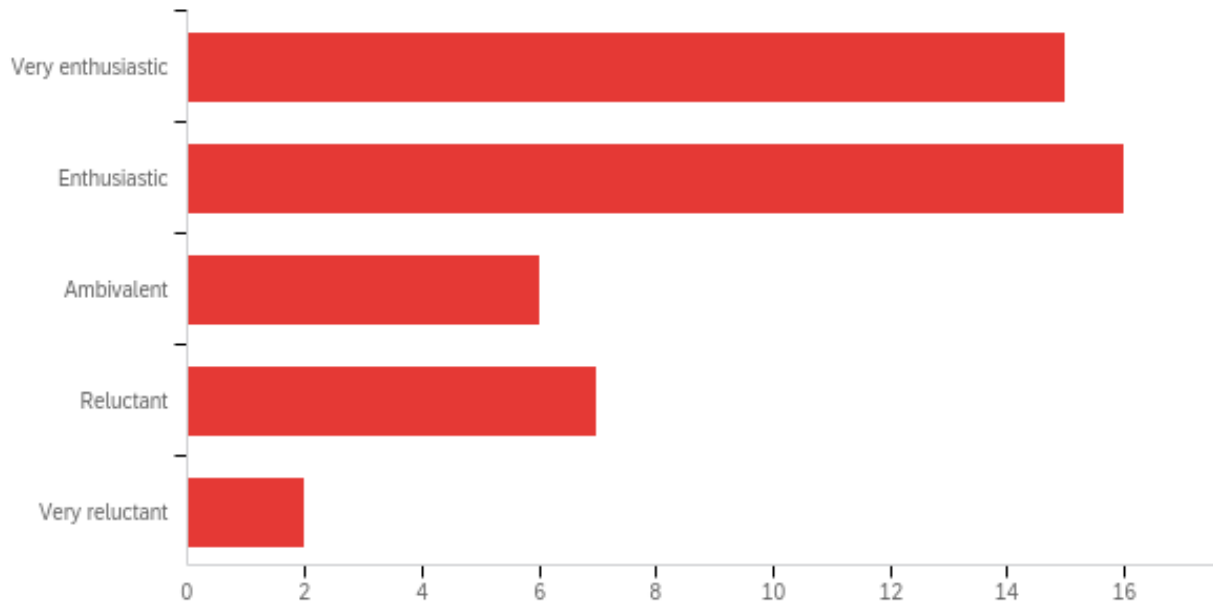
S7Q3 - Are you completing the Daily Symptom Tracker survey before coming to campus?



#	Answer	%
1	Always (100% of the time)	44%
2	Most of the time (99% to 80%)	32%
3	Often (79% to 50% of the time)	10%
4	Sometimes (49% to 20% of the time)	6%
5	Almost never (Less than 20% of the time)	7%
	Total	100%

The following question was displayed to those who indicated they have not returned to campus regularly.

S7Q4 - If you have not returned to campus regularly for your work, how do you feel about returning?



#	Answer	%
1	Very enthusiastic	33%
2	Enthusiastic	35%
3	Ambivalent	13%
4	Reluctant	15%
5	Very reluctant	4%
	Total	100%